


R3

Economical Heavy-duty Laser Tube Cutting Machine

AFFORDABLE AND RELIABLE - THE IDEAL ENTRY-LEVEL CHOICE FOR HEAVY-DUTY TUBE PROCESSING



Laser Power

3-20kW

Cutting Range of Tube

40-350mm

Max. Linkage Speed


80m/min

Max Single Tube Weight

1,000kg

PRODUCT OVERVIEW


Specially Designed For Economical Heavy-duty Tube Processing



Experience the R3R—an affordable solution in quality, productivity, and performance. Engineered to handle medium heavy-duty tube cutting applications, it offers up to 20kW of laser power, accommodates tube with a length of 12m, a weight of 1,000 kg, and a diameter of 350mm.

TYPICAL PROCESSING


Full-stroke Chucks



With the HSG full-stroke chucks, tubes can be manufactured across the entire clamping range from 40mm to 350mm without the need for retooling.

SAVE YOUR COST


Quickly Process Open Profiles



The machine is equipped with national-standard profile grippers as standard, which can easily cut angle steel, channel steel and H steel.

MEET YOUR NEEDS


Diverse Product Options



It supports a variety of models to meet diverse processing needs. Optional processing tube length: 6.5m/9m/12m
Optional single tube loading capacity: 600kg/1000kg

SAVE YOUR TIME

Automatic Loading And Unloading (Optional)



Automatic loading and unloading of pipes, efficient and time-saving, shorten production preparation time. Greatly improves operational safety, saves labor and reduces production costs.

SAVE YOUR COST

Heavy-duty Tube Following Support System




The heavy-duty tube following support system provides all-round effective support in pipe processing and improves the accuracy of heavy tube processing.

CARE YOUR SAFETY

Additional Safety Protection (Optional)

Equipped with a top cover for enclosed processing to reduce smoke and maintain a clean working environment. The safety light curtain will prevent any possible collision with human body and protect both workers and the machine well.



TECHNICAL PARAMETERS

Model	R3R	R3R-120
Laser Power	3-20KW	3-20KW
Cutting Capacity of Round Tube / Square Tube	φ40-350mm □40x40-350x350mm	φ40-350mm □40x40-350x350mm
Weight of Single Tube	600kg	1,000kg
Max. Linkage Speed	80m/min	80m/min
Max. Linkage Acceleration	0.8G	0.8G
The Range of Tube Material	1000-6500mm	1000-12000mm

*Information and images are for reference only. Final specifications and terms are subject to the contract and may change without notice.